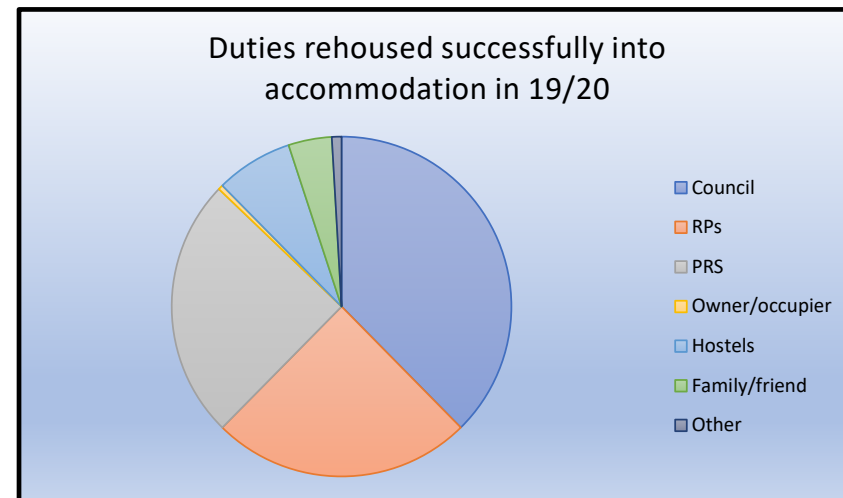
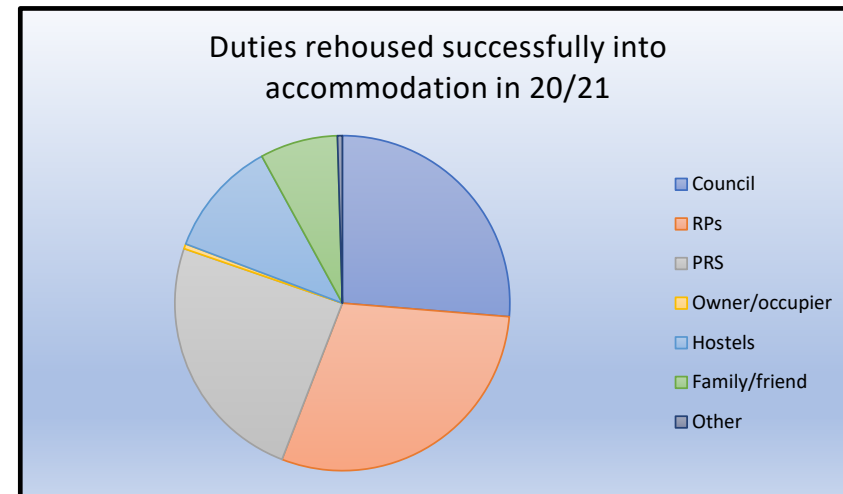


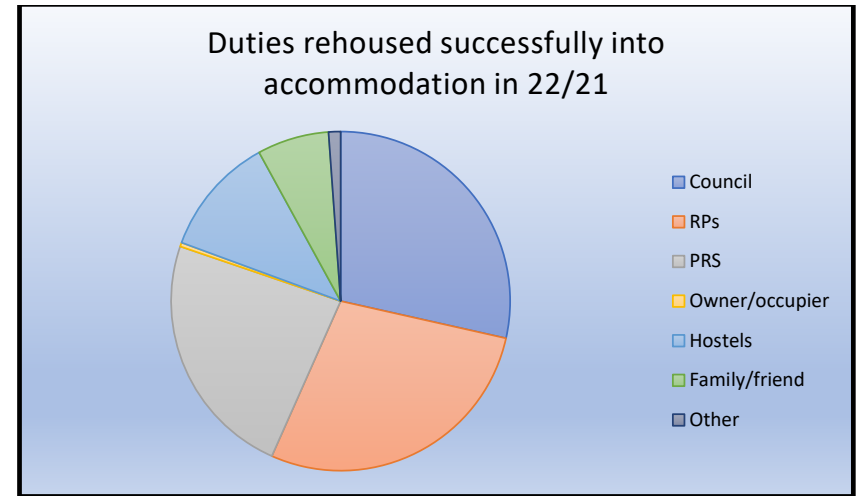
Tenure type 19/20	prevent	relief	main	total	%
Council	18	24	40	82	38%
RPs	9	10	35	54	25%
PRS	31	22	1	54	25%
Owner/occupier	1	0	0	1	0%
Hostels	2	14	0	16	7%
Family/friend	3	6	0	9	4%
Other	0	2	0	2	1%
Total	64	78	76	218	100%



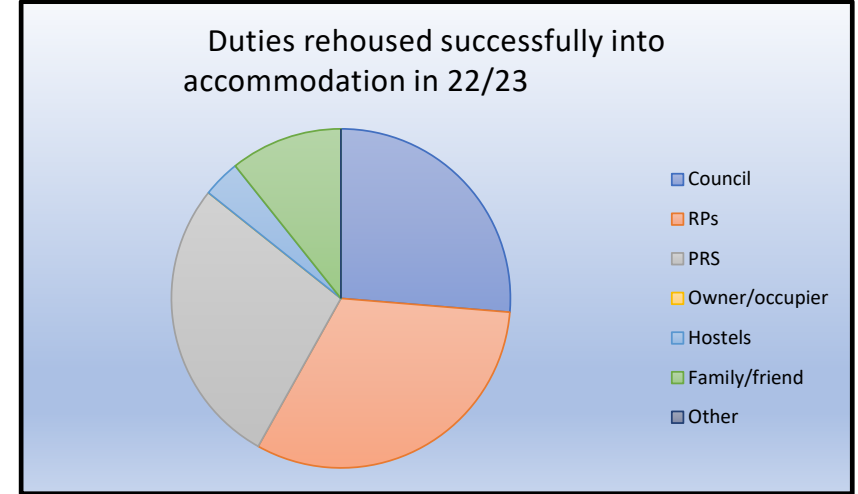
Tenure type 20/21	prevent	relief	main	total	%
Council	3	11	42	56	26%
RPs	6	12	45	63	30%
PRS	19	31	2	52	24%
Owner/occupier	0	1	0	1	1%
Hostels	5	19	0	24	11%
Family/friend	6	10	0	16	8%
Other	0	1	0	1	0%
Total	39	85	89	213	100%



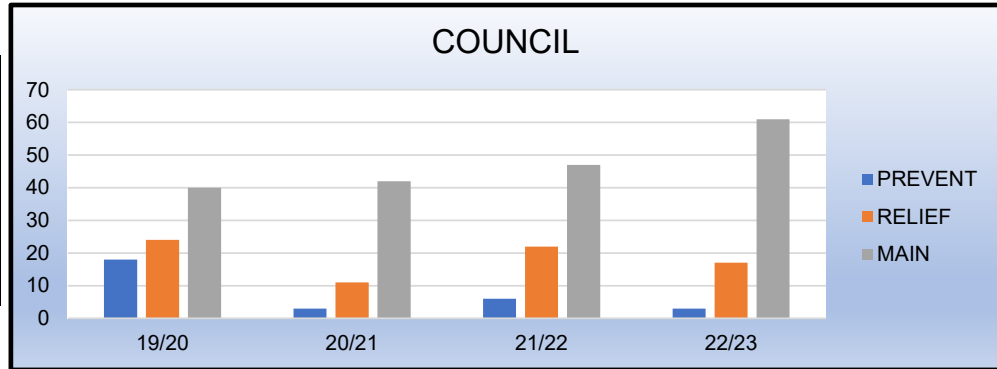
Tenure type 21/22	prevent	relief	main	total	%
Council	6	22	47	75	29%
RPs	9	10	55	74	28%
PRS	33	25	4	62	24%
Owner/occupier	1	0	0	1	0%
Hostels	5	25	0	30	11%
Family/friend	6	12	0	18	7%
Other	2	1	0	3	1%
Total	62	95	106	263	100%



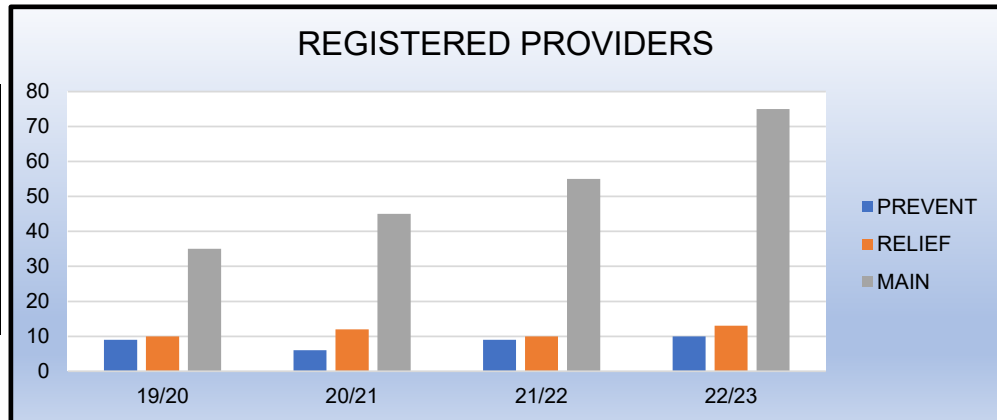
Tenure type 22/23	prevent	relief	main	total	%
Council	3	17	61	81	26%
RPs	10	13	75	98	32%
PRS	46	32	7	85	28%
Owner/occupier	0	0	0	0	0%
Hostels	0	11	0	11	3%
Family/friend	10	23	0	33	11%
Other	0	0	0	0	0%
Total	69	96	143	308	100%



COUNCIL				
	PREVENT	RELIEF	MAIN	TOTAL
19/20	18	24	40	82
20/21	3	11	42	56
21/22	6	22	47	75
22/23	3	17	61	81



REGISTERED PROVIDERS				
	PREVENT	RELIEF	MAIN	TOTAL
19/20	9	10	35	54
20/21	6	12	45	63
21/22	9	10	55	74
22/23	10	13	75	98



PRIVATE RENTED SECTOR				
	PREVENT	RELIEF	MAIN	TOTAL
19/20	31	22	1	54
20/21	19	31	2	52
21/22	33	25	4	62
22/23	46	32	7	85

